



**Shasta County**

**Regional Transportation  
Planning Agency**

1855 Placer Street • Redding, CA 96001 • (530)225-5654 • FAX (530)225-5667  
E-Mail [scrtpa@co.shasta.ca.us](mailto:scrtpa@co.shasta.ca.us) • HOME PAGE [www.scrtpa.org](http://www.scrtpa.org)

**Daniel S. Little, Executive Director**

---

April 29, 2010

RPP 010019

Rachel Falsetti, PE  
Attention: Jody Tian, FTIP Coordinator  
Department of Transportation  
Division of Transportation Programming, MS 82  
Office of Federal Transportation Management Program  
P.O. Box 942874  
Sacramento, CA 94274-0001

Subject: Amendment #20 to 2008 Federal Transportation Improvement Program

Dear Rachel:

The Shasta County Regional Transportation Planning Agency (RTPA) has approved amendment #20 to the 2008 Federal Transportation Improvement Program (FTIP) and would like your review and approval.

Enclosed with this letter are the following documents:


1. Amendment #20 staff report 4-5 with CTIPS output
2. Resolution 10-5
3. Public notice
4. Financial summaries
5. Lump sum ledgers

The amendments were approved by the RTPA Board on April 27, 2010, and are posted on our website.

This letter also notifies you that amendment #20 to Shasta County's 2008 FTIP, with the related financial and CTIPS projects, was electronically transmitted to Jody Tian and Wade Hobbs April 29, 2010.

If you have any questions, please contact Thomas Hays, Senior Planner, at 530-225-5112.

Sincerely,

  
\_\_\_\_\_  
Daniel S. Little, AICP, Executive Director  
Shasta County Regional Transportation  
Planning Agency (MPO)

DSL/TLH/jac

Enclosures

## REPORT TO SHASTA COUNTY RTPA

SUBJECT	MEETING DATE	ITEM NUMBER
Amendment #20 to the 2008 Federal Transportation Improvement Program (FTIP)	04/27/10	4-5

### RECOMMENDATION

It is recommended that the Board:

1. Adopt Resolution No. 10-05 approving Amendment #20 to the 2008 Federal Transportation Improvement Program (FTIP); and
2. Authorize the Executive Director to make subsequent minor corrections in response to Caltrans and Federal Highway Administration (FHWA) review.

### SUMMARY

In conformance with federal regulations, amendment #20 to the 2008 FTIP has been prepared for consideration by the Board.

### DISCUSSION

Transportation projects in Shasta County using federal funds must be included in the FTIP. This includes city, county, Caltrans, and RABA projects. The RTPA has little discretion to change project selection and priorities; most are set by the delivering agencies in accordance with federal funding requirements.

Multiple projects of similar scope may be programmed in lump sum categories. The purpose of this amendment is to program additional funds for the following:

- **State Highway Operations and Protection Program (SHOPP)-Mobility (Lump Sum) (Caltrans):** This amendment programs \$10.1 million in additional SHOPP funding in FY 09/10 and 10/11 to improve traffic monitoring, incident detection, and en route traveler information capabilities. To accomplish this, new ITS elements and a fiber optic communication system will be installed along a sixteen-mile segment of I-5 from Deschutes north to the intersection of SR 273, and 2 miles west from the SR 44/I-5 intersection.
- **State Highway Operations and Protection Program (SHOPP)-Roadway Preservation (Lump Sum) (Caltrans):** This amendment programs \$6 million in additional SHOPP funding in FY 09/10 for 15.6 lane miles of pavement rehabilitation on I-5, SR 273, and SR 44.

Attached are California Transportation Improvement Program System (CTIPS) printouts showing the amended programming amounts within these lump sum categories.

### ALTERNATIVES

The Board may decide not to amend the FTIP. This is not recommended as it could result in delay or loss of federal funds for the above projects.


FTIP Amendment #20  
April 27, 2010  
Page 2

OTHER AGENCY INVOLVEMENT

This amendment has been coordinated with the affected agencies. Upon approval by the Board, the FHWA must approve the FTIP amendment. The Technical Advisory Committee (TAC) concurs with the staff recommendation.

FINANCING

This amendment is intended to make the FTIP consistent with funding expected to be available over the four-year term of the program.

A handwritten signature in black ink, appearing to read 'D. Little', written over a horizontal line.

Daniel S. Little, AICP, Executive Director

DSL/JRB/jac

Attachments: Resolution 10-05  
CTIPS Project Listings

**Shasta County RTPA - Federal Transportation Improvement Program**

**(Dollars in Thousands)**

State Highway System

DIST: 02	COUNTY: Shasta County	TITLE (DESCRIPTION): SHOPP-Roadway Preservation (Lump Sum) ((Various Locations - Rehab projects on State Highway System (Lump Sum)))	MPO Aprv: //
ROUTE:	FM:		State Aprv: //
PPKO:	KP:		Federal Aprv: //
EA:	MPO ID: CT-RW-PRE		
CTIPS ID: 211-0000-0078			
IMPLEMENTING AGENCY: Caltrans	PRJ MGR: WENDY LONNBERG		EPA TABLE II or III EXEMPT CATEGORY: Pavement resurfacing and/or rehabilitation.
	PHONE: (530) 225-3416		

<b>PROJECT VERSION HISTORY (Printed Version Is Shaded)</b>					Dollars in Thousands - Total For Project						
Version	Status	Official Date	Updated By	Change Reason	Amend No.	Prog Con	Prog RW	PE			
3	Active	03/25/2010	JBU/UNSK	Amendment - Cost/Scope/Sch. Change	20			79,516			
2	Official	02/23/2010	THAYS	Amendment - Cost/Scope/Sch. Change	17			73,533			
1	Official	06/24/2008	THAYS	Adoption - New Project				22,243			

		PRIOR	08/09	09/10	10/11	11/12	12/13	13/14	BEYOND	TOTAL
<b>* SHOPP - Roadside Preservation *</b>										
* Fund Source 1 of 2	PE									
* Fund Type: SHOPP Advance Construction (AC)	RW									
* Funding Agency: Caltrans	CON		5,297	45,408	19,692					70,397
	TOTAL		5,297	45,408	19,692					70,397
<b>* Other State *</b>										
* Fund Source 2 of 2	PE									
* Fund Type: State Cash	RW									
* Funding Agency: Caltrans	CON		686	5,682	2,651					9,119
	TOTAL		686	5,682	2,651					9,119
<b>Project Total</b>										
	PE									
	RW									
	CON		5,983	51,290	22,243					79,516
	TOTAL		5,983	51,290	22,243					79,516

**Comments:**

\*\*\*\*\* Version 3 - 03/25/2010 \*\*\*\*\*

Per Wendy Lonnerberg 03/24/10 email, amendment 20 to program add funds in 09/10 \$5.693 million

\*\*\*\*\* Version 2 - 01/28/2010 \*\*\*\*\*

Per Wendy Lonnerberg 01/28/2010 E Mail, program \$51.3 million of 10/11 funding to reduce approximately 54 miles of distressed lane miles.

\*\*\*\*\* Version 1 - 03/01/2008 \*\*\*\*\*

Per C. Gomez 4/23/08 E Mail and Wendy Lonnerberg

NOTE: RTP ID = 5-38-33

Shasta County RTPA - Federal Transportation Improvement Program

(Dollars in Thousands)

State Highway System

DIST: 02	COUNTY: Shasta County	TITLE (DESCRIPTION): SHOPP-MOBILITY (Lump Sum) (Various Locations - Projects that Increase mobility on the State Highway System (Lump Sum))	MPO Appr: / /
ROUTE:	PM:		State Appr: / /
PPNO:	KP:		Federal Appr: / /
EA:	MPO ID: CT-MOBILI		
CTIPS ID: 211-0000-0077			
IMPLEMENTING AGENCY: Caltrans	PRJ MGR: WENDY LONNBERG		EPA TABLE II or III EXEMPT CATEGORY: Safety Improvement Program.
	PHONE: (226) -3416		

**PROJECT VERSION HISTORY** (Printed Version is Shaded)

Version	Status	Official Date	Updated By	Change Reason	Amend No.	Dollars in Thousands - Total For Project								
						Prog Con	Prog RW	PE						
2	Active	03/25/2010	J6ULINSK	Amendment - Cost/Scope/Sch. Change	20	27,101								
1	Official	05/24/2008	THAYS	Adoption - New Project		17,010								
<b>• SHOPP - Mobility -</b>														
						<u>PRIOR</u>	<u>08/09</u>	<u>09/10</u>	<u>10/11</u>	<u>11/12</u>	<u>12/13</u>	<u>13/14</u>	<u>BEYOND</u>	<u>TOTAL</u>
• Fund Source 1 of 2						PE								
• Fund Type: SHOPP Advance Construction (AC)						RW								
• Funding Agency: Caltrans						CON		15,059	8,934					23,993
						TOTAL		15,059	8,934					23,993
<b>• Other State -</b>														
• Fund Source 2 of 2						PE								
• Fund Type: State Cash						RW								
• Funding Agency: Caltrans						CON		1,951	1,157					3,108
						TOTAL		1,951	1,157					3,108
<b>Project Total</b>														
						<u>PRIOR</u>	<u>08/09</u>	<u>09/10</u>	<u>10/11</u>	<u>11/12</u>	<u>12/13</u>	<u>13/14</u>	<u>BEYOND</u>	<u>TOTAL</u>
						PE								
						RW								
						CON		17,010	10,091					27,101
						TOTAL		17,010	10,091					27,101

Comments:  
 \*\*\*\*\* Version 2 - 03/25/2010 \*\*\*\*\*  
 Per W.Lonnberg 03/24/10, amendment 20, \$10,091 Million  
 \*\*\*\*\* Version 1 - 05/01/2008 \*\*\*\*\*  
 Per C. Gomez 4/28/08 E-Mail and W.Lonnberg  
 NOTE: RTP ID = 5-33-33

**RESOLUTION NO. 10-05**

**ADOPTING AMENDMENT #20 TO THE 2008  
FEDERAL TRANSPORTATION IMPROVEMENT PROGRAM  
FOR SHASTA COUNTY**

WHEREAS, Title 23 USC Sec. 134 (j) directs each Metropolitan Planning Organization (MPO) to develop a Federal Transportation Improvement Program (FTIP) every two years and to include a four-year priority list of all federally funded projects; and

WHEREAS, in order to qualify for certain types of federal funding, projects must be included in a FTIP approved by the Regional Transportation Planning Agency; and

WHEREAS, the Streets and Highways Code Section 182.6(e) and Section 182.7(d) directs each MPO to submit the updated FTIP to the California Department of Transportation by August 1 on even-numbered years; and

WHEREAS, the 2008 FTIP was adopted the 24th day of June, 2008, by the Shasta County Regional Transportation Planning Agency in accordance with federal planning regulations; and

WHEREAS, an amendment to the 2008 FTIP is needed to reflect recent or anticipated changes to federal programs and transportation funding levels; and

WHEREAS, the amendment has been reviewed and is consistent with the Regional Transportation Plan and is recommended for inclusion in the Shasta County FTIP; and

WHEREAS, an updated list of individual projects constituting lump sum categories is on file with the Shasta County Regional Transportation Planning Agency; and

WHEREAS, the 2008 FTIP remains financially constrained as these requirements apply to Shasta County, which is in conformance with federal air quality standards; and

WHEREAS, the 2008 FTIP has been amended to include all SAFETEA-LU requirements, including a fourth year of programming; and

NOW, THEREFORE, BE IT RESOLVED that the 2008 Shasta County Federal Transportation Improvement Program is hereby amended, as shown in Amendment #20, this 27th day of April, 2010, by the Shasta County Regional Transportation Planning Agency.



Dick Dickerson, Chair  
Shasta County Regional  
Transportation Planning Agency

In the Superior Court of the State of California  
in and for the County of Shasta

CERTIFICATE OF PUBLICATION  
RECORD SEARCHLIGHT

SHASTA COUNTY REGIONAL TRANPOR  
1855 PLACER ST  
REDDING CA 96001

REFERENCE: 00607708 JANIE COFFMA  
6712498 PUBLIC NOTICESHASTA


State of California  
County of Shasta

I hereby certify that the Record Searchlight is a newspaper of general circulation within the provisions of the Government Code of the State of California, printed and published in the City of Redding, County of Shasta, State of California; that I am the principal clerk of the printer of said newspaper; that the notice of which the annexed clipping is a true printed copy was published in said newspaper on the following dates, to wit;

PUBLISHED ON: 04/16

FILED ON: 04/16/10

I certify under penalty of perjury that the foregoing is true and correct,  
at Redding, California on the above date.



RECORD SEARCHLIGHT  
1101 Twin View Blvd, Redding, CA 96003

PUBLIC NOTICE  
SHASTA COUNTY  
REGIONAL TRANSPORTATION PLANNING AGENCY

NOTICE OF  
PUBLIC MEETING

The Shasta County Regional Transportation Planning Agency (RTPA) will hold a regularly scheduled meeting on Tuesday, April 27, 2010, at 4:00 p.m., at the City of Redding Council Chambers, 777 Cypress Avenue, Redding, California. The agenda includes consent and regular items. The Consent Calendar will include consideration of:

- 1) the RTPA meeting schedule through April 2011;
- 2) 2010/11 Transportation Development Act (TDA) unmet needs findings, allocation instructions, and claims budget;
- 3) 2008/09 revised (True-Up) Transportation Development Act (TDA) allocation and claims; A) amendment #20 to the 2008 Federal Transportation Improvement Program (ETIP); B) rural statewide Google Transit Implementation project; C) amendment #3 to the 2009/10 Overall Work Program (OWP); and;
- 7) correspondence.

The Regular Calendar will include consideration of:

- 1) Executive Director's report;
- 2) 2010/11 Overall Work Program (OWP) (public hearing);
- 3) update on draft 2010 Regional Transportation Plan (RTP) and Environmental Impact Report (EIR);
- 4) regional greenhouse gas emissions target setting workshop with the California Air Resources Board & sustainable communities strategy informational meeting; and;
- 5) Caltrans update on Shasta County projects.

DANIEL S. LITTLE  
Executive Director  
Shasta County Regional  
Transportation Planning Agency  
1855 Placer Street  
Redding, CA 96001  
(530) 225-5661

April 16, 2010 6712498

State of California

2008/09-2011/12 Federal Transportation Improvement Program

MPO:SHASTA

AMENDMENT #: 20

REVENUE SOURCES		(Dollars X 1,000)								
		2008/09		2009/10		2010/11		2011/12		CURRENT TOTAL
		Previous	Current	Previous	Current	Previous	Current	Previous	Current	
LOCAL	Sales Tax	\$4,123	\$4,123	\$4,214	\$4,214	\$4,307	\$4,307	\$4,400	\$4,400	\$17,044
	- City	\$0	\$0	\$0	\$0	\$0	\$0	\$0	\$0	\$0
	- County	\$0	\$0	\$0	\$0	\$0	\$0	\$0	\$0	\$0
	- Other (Transportation Development Act)	\$4,123	\$4,123	\$4,214	\$4,214	\$4,307	\$4,307	\$4,400	\$4,400	\$17,044
	Gas Tax	\$7,164	\$7,164	\$7,400	\$7,400	\$7,523	\$7,523	\$7,651	\$7,651	\$29,738
	- Gas Tax (Subventions to Cities)	\$2,037	\$2,037	\$2,044	\$2,044	\$2,050	\$2,050	\$2,057	\$2,057	\$8,188
	- Gas Tax (Subventions to Counties)	\$5,127	\$5,127	\$5,356	\$5,356	\$5,473	\$5,473	\$5,594	\$5,594	\$21,550
	Other Local Funds	\$53,158	\$53,158	\$5,025	\$5,025	\$5,025	\$5,025	\$5,025	\$5,025	\$68,233
	- City General Funds	\$48,133	\$48,133	\$0	\$0	\$0	\$0	\$0	\$0	\$48,133
	- Street Taxes and Developer Fees	\$5,025	\$5,025	\$5,025	\$5,025	\$5,025	\$5,025	\$5,025	\$5,025	\$20,100
	- Other (registration fees (AB434) and Prop 42)	\$0	\$0	\$0	\$0	\$0	\$0	\$0	\$0	\$0
	Transit	\$1,067	\$1,067	\$1,120	\$1,120	\$1,186	\$1,186	\$1,256	\$1,256	\$4,629
	- Transit Fares	\$827	\$827	\$884	\$884	\$945	\$945	\$1,010	\$1,010	\$3,668
	- Other Transit (e.g., parcel/property taxes, parking revenue, etc)	\$240	\$240	\$236	\$236	\$241	\$241	\$246	\$246	\$963
Tolls (e.g., non-state owned bridges)	\$0	\$0	\$0	\$0	\$0	\$0	\$0	\$0	\$0	
Other (Please Specify)	\$0	\$0	\$0	\$0	\$0	\$0	\$0	\$0	\$0	
<b>Local Total</b>	<b>\$65,512</b>	<b>\$65,512</b>	<b>\$17,759</b>	<b>\$17,759</b>	<b>\$18,041</b>	<b>\$18,041</b>	<b>\$18,332</b>	<b>\$18,332</b>	<b>\$119,644</b>	
REGIONAL	Tolls	\$0	\$0	\$0	\$0	\$0	\$0	\$0	\$0	\$0
	- Bridge	\$0	\$0	\$0	\$0	\$0	\$0	\$0	\$0	\$0
	- Corridor	\$0	\$0	\$0	\$0	\$0	\$0	\$0	\$0	\$0
	Regional Transit Fares/Measures	\$0	\$0	\$0	\$0	\$0	\$0	\$0	\$0	\$0
	Regional Sales Tax	\$0	\$0	\$0	\$0	\$0	\$0	\$0	\$0	\$0
	Regional Bond Revenue	\$0	\$0	\$0	\$0	\$0	\$0	\$0	\$0	\$0
	Regional Gas Tax	\$0	\$0	\$0	\$0	\$0	\$0	\$0	\$0	\$0
	Vehicle Registration Fees (CARB Fees, SAFE)	\$0	\$0	\$0	\$0	\$0	\$0	\$0	\$0	\$0
	Other (City Funds/Private Funds/LTF)	\$4,652	\$4,652	\$10,630	\$10,630	\$713	\$713	\$530	\$530	\$18,525
	<b>Regional Total</b>	<b>\$4,652</b>	<b>\$4,652</b>	<b>\$10,630</b>	<b>\$10,630</b>	<b>\$713</b>	<b>\$713</b>	<b>\$530</b>	<b>\$530</b>	<b>\$18,525</b>
STATE	State Highway Operations and Protection Program (SHOPP)	\$273,290	\$273,290	\$12,758	\$13,491	\$99,617	\$92,668	\$30,313	\$30,313	\$409,762
	SHOPP (Including Augmentation)	\$273,290	\$273,290	\$12,758	\$13,491	\$99,617	\$92,668	\$30,313	\$30,313	\$409,762
	SHOPP Prior	\$0	\$0	\$0	\$0	\$0	\$0	\$0	\$0	\$0
	State Transportation Improvement Program (STIP)	\$3,071	\$3,071	\$22,902	\$22,902	\$224	\$224	\$1,738	\$1,738	\$27,935
	STIP (Including Augmentation)	\$3,071	\$3,071	\$22,902	\$22,902	\$224	\$224	\$1,738	\$1,738	\$27,935
	STIP Prior	\$0	\$0	\$0	\$0	\$0	\$0	\$0	\$0	\$0
	Proposition 1 B <sup>4</sup>	\$0	\$0	\$0	\$0	\$0	\$0	\$0	\$0	\$0
	GARVEE Bonds	\$100	\$100	\$100	\$100	\$100	\$100	\$100	\$100	\$400
	Traffic Congestion Relief Program	\$0	\$0	\$0	\$0	\$0	\$0	\$0	\$0	\$0
	State Transit Assistance (STA) (e.g., population/revenue based, Prop 42)	\$0	\$0	\$0	\$0	\$0	\$0	\$0	\$0	\$0
	Other (STATE CASH-SHOPP)	\$37,164	\$37,164	\$1,650	\$1,650	\$6,259	\$6,259	\$4,276	\$4,276	\$49,349
<b>State Total</b>	<b>\$313,625</b>	<b>\$313,625</b>	<b>\$37,410</b>	<b>\$38,143</b>	<b>\$108,200</b>	<b>\$99,251</b>	<b>\$36,427</b>	<b>\$36,427</b>	<b>\$487,446</b>	
FEDERAL TRANSIT	Bus and Bus Related Grants (5309c)	\$0	\$0	\$0	\$0	\$0	\$0	\$0	\$0	\$0
	Clean Fuel Formula Program (5308)	\$0	\$0	\$0	\$0	\$0	\$0	\$0	\$0	\$0
	Elderly & Persons with Disabilities Formula Program (5310)	\$756	\$756	\$500	\$500	\$500	\$500	\$500	\$500	\$2,256
	Fixed Guideway Modernization (5309a)	\$0	\$0	\$0	\$0	\$0	\$0	\$0	\$0	\$0
	Intercity Bus (5311f)	\$0	\$0	\$0	\$0	\$0	\$0	\$0	\$0	\$0
	Job Access and Reverse Commute Program (5316)	\$0	\$0	\$0	\$0	\$0	\$0	\$0	\$0	\$0
	Metropolitan Planning (5303)	\$0	\$0	\$0	\$0	\$0	\$0	\$0	\$0	\$0
	New and Small Starts (Capital Investment Grants) (5309b)	\$0	\$0	\$0	\$0	\$0	\$0	\$0	\$0	\$0
	New Freedom (SAFETEA-LU)	\$0	\$0	\$0	\$0	\$0	\$0	\$0	\$0	\$0
	Nonurbanized Area Formula Program (5311)	\$250	\$250	\$250	\$250	\$250	\$250	\$250	\$250	\$1,000
	Public Transportation on Indian Reservation (5311c)	\$0	\$0	\$0	\$0	\$0	\$0	\$0	\$0	\$0
	Transit in the Parks (5320)	\$0	\$0	\$0	\$0	\$0	\$0	\$0	\$0	\$0
	Urbanized Area Formula Program (5307)	\$2,088	\$2,088	\$2,228	\$2,228	\$1,631	\$1,631	\$807	\$807	\$6,754
	ARRA - FTA 5307	\$1,671	\$1,671	\$0	\$0	\$0	\$0	\$0	\$0	\$1,671
	ARRA - FTA 5309	\$0	\$0	\$0	\$0	\$0	\$0	\$0	\$0	\$0
	ARRA - FTA 5311	\$408	\$408	\$0	\$0	\$0	\$0	\$0	\$0	\$408
STIM 2 **	\$0	\$0	\$0	\$0	\$0	\$0	\$0	\$0	\$0	
Other (Trans Devel Act - Transit)	\$5,462	\$5,462	\$5,470	\$5,470	\$5,219	\$5,219	\$5,115	\$5,115	\$21,268	
<b>Federal Transit Total</b>	<b>\$10,635</b>	<b>\$10,635</b>	<b>\$8,448</b>	<b>\$8,448</b>	<b>\$7,600</b>	<b>\$7,600</b>	<b>\$6,672</b>	<b>\$6,672</b>	<b>\$33,355</b>	

State of California

2008/09-2011/12 Federal Transportation Improvement Program

MPO:SHASTA

AMENDMENT #: 20

REVENUE SOURCES		(Dollars X 1,000)								
		2008/09		2009/10		2010/11		2011/12		CURRENT TOTAL
		Previous	Current	Previous	Current	Previous	Current	Previous	Current	
FEDERAL HIGHWAY	<b>Federal Highway Non-Discretionary</b>									
	Congestion Mitigation and Air Quality (CMAQ)	\$0	\$0	\$0	\$0	\$0	\$0	\$0	\$0	\$0
	Surface Transportation Program (Regional)	\$0	\$0	\$0	\$0	\$0	\$0	\$0	\$0	\$0
	Highway Bridge Program (HBP)	\$638	\$638	\$2,647	\$2,547	\$2,988	\$2,988	\$230	\$230	\$8,403
	Highway Safety Improvement Program (HSIP)	\$1,140	\$1,653	\$1,705	\$418	\$0	\$0	\$0	\$0	\$2,071
	Railway (Section 130)	\$1,643	\$1,643	\$0	\$0	\$0	\$0	\$0	\$0	\$1,643
	Safe Routes to School (SRTS) (SAFETEA-LU)	\$1,073	\$1,073	\$0	\$0	\$623	\$623	\$0	\$0	\$1,696
	Safe Routes to School (SR2S)	\$0	\$0	\$0	\$0	\$0	\$0	\$0	\$0	\$0
	Transportation Improvements (TI)	\$0	\$0	\$0	\$0	\$0	\$0	\$0	\$0	\$0
	Federal Lands Highway	\$0	\$0	\$0	\$0	\$0	\$0	\$0	\$0	\$0
	ARRA - SHOPP	\$6,600	\$6,600	\$0	\$0	\$0	\$0	\$0	\$0	\$6,600
	ARRA - STP	\$3,649	\$3,649	\$104	\$104	\$0	\$0	\$0	\$0	\$3,753
	ARRA - Highway Maintenance (HM)	\$0	\$0	\$0	\$0	\$10,890	\$10,890	\$0	\$0	\$10,890
	ARRA - TE (and ARRA - STE)	\$680	\$680	\$0	\$0	\$0	\$0	\$0	\$0	\$680
	ARRA - RSTP	\$0	\$0	\$3,494	\$3,494	\$0	\$0	\$0	\$0	\$3,494
	ARRA - Federal Lands Highway	\$8,978	\$8,978	\$400	\$400	\$0	\$0	\$0	\$0	\$9,378
	STIM 2 **									\$0
	Other (Please specify)	\$0	\$0	\$0	\$0	\$0	\$0	\$0	\$0	\$0
	<b>Subtotal</b>	<b>\$24,401</b>	<b>\$24,914</b>	<b>\$8,350</b>	<b>\$8,983</b>	<b>\$14,501</b>	<b>\$14,501</b>	<b>\$230</b>	<b>\$230</b>	<b>\$48,608</b>
	<b>Federal Highway Discretionary Programs</b>									
	Bridge Discretionary Program	\$0	\$0	\$0	\$0	\$0	\$0	\$0	\$0	\$0
	Corridor Infrastructure Improvement Program (SAFETEA-LU Sec. 1302)	\$0	\$0	\$0	\$0	\$0	\$0	\$0	\$0	\$0
	Coordinated Border Infrastructure (SAFETEA-LU Sec. 1303)	\$0	\$0	\$0	\$0	\$0	\$0	\$0	\$0	\$0
	Ferry Boat Discretionary	\$0	\$0	\$0	\$0	\$0	\$0	\$0	\$0	\$0
	High Priority Projects (HPP)	\$0	\$0	\$0	\$0	\$0	\$0	\$0	\$0	\$0
	High Risk Rural Road (HRRR)	\$900	\$900	\$2,583	\$2,583	\$0	\$0	\$0	\$0	\$3,483
	National Scenic Byways Program	\$45	\$45	\$40	\$40	\$0	\$0	\$0	\$0	\$85
	Projects of National/Regional Significance (SAFETEA-LU Sec. 1301)	\$0	\$0	\$0	\$0	\$0	\$0	\$0	\$0	\$0
	Public Lands Highway Discretionary	\$0	\$0	\$0	\$0	\$0	\$0	\$0	\$0	\$0
	Recreational Trails	\$0	\$0	\$0	\$0	\$0	\$0	\$0	\$0	\$0
	Transportation and Community and System Preservation Program	\$0	\$0	\$0	\$0	\$0	\$0	\$0	\$0	\$0
	Other (local match to scenic byways program)	\$11	\$11	\$10	\$10	\$0	\$0	\$0	\$0	\$21
<b>Subtotal</b>	<b>\$956</b>	<b>\$956</b>	<b>\$2,633</b>	<b>\$2,633</b>	<b>\$0</b>	<b>\$0</b>	<b>\$0</b>	<b>\$0</b>	<b>\$3,589</b>	
<b>Federal Highway Total</b>	<b>\$25,357</b>	<b>\$25,870</b>	<b>\$10,983</b>	<b>\$9,596</b>	<b>\$14,501</b>	<b>\$14,501</b>	<b>\$230</b>	<b>\$230</b>	<b>\$50,197</b>	
<b>FEDERAL TOTAL<sup>2</sup></b>	<b>\$35,992</b>	<b>\$36,505</b>	<b>\$19,431</b>	<b>\$18,044</b>	<b>\$22,101</b>	<b>\$22,101</b>	<b>\$6,902</b>	<b>\$6,902</b>	<b>\$83,552</b>	
INNOVATIVE FINANCE <sup>3</sup>	TIFIA (Transportation Infrastructure Finance and Innovation Act)	\$0	\$0	\$0	\$0	\$0	\$0	\$0	\$0	\$0
	State Infrastructure Bank	\$0	\$0	\$0	\$0	\$0	\$0	\$0	\$0	\$0
	Section 129 Loans	\$0	\$0	\$0	\$0	\$0	\$0	\$0	\$0	\$0
	Rail Rehab & Improvement Financing	\$0	\$0	\$0	\$0	\$0	\$0	\$0	\$0	\$0
	Private Activity Bonds	\$0	\$0	\$0	\$0	\$0	\$0	\$0	\$0	\$0
	Private Concession Fees	\$0	\$0	\$0	\$0	\$0	\$0	\$0	\$0	\$0
	Private Donations	\$131	\$131	\$125	\$125	\$125	\$125	\$125	\$125	\$506
	Program Income (from a federal project)	\$0	\$0	\$0	\$0	\$0	\$0	\$0	\$0	\$0
	Other (Please specify)	\$0	\$0	\$0	\$0	\$0	\$0	\$0	\$0	\$0
	<b>Innovative Financing Total</b>	<b>\$131</b>	<b>\$131</b>	<b>\$125</b>	<b>\$125</b>	<b>\$125</b>	<b>\$125</b>	<b>\$125</b>	<b>\$125</b>	<b>\$506</b>
<b>REVENUE TOTAL</b>	<b>\$419,912</b>	<b>\$420,425</b>	<b>\$85,355</b>	<b>\$84,701</b>	<b>\$147,180</b>	<b>\$140,231</b>	<b>\$62,316</b>	<b>\$62,316</b>	<b>\$707,673</b>	
<b>Fund Estimate - Unprogrammed Capacity<sup>5</sup></b>				<b>\$1,111</b>		<b>\$2,156</b>		<b>\$1,691</b>	<b>\$4,958</b>	

NOTES:

\$420,425

\$84,701

\$140,231

\$62,316

<sup>1</sup>Regional: Some MPOs may not have regional fund sources. In these cases, data would be shown as "zero" or not applicable.

<sup>2</sup>Federal Total: Is the sum of federal highway and federal transit programs.

<sup>3</sup>Innovative Finance: Toll revenues have been included under local and regional while GARVEE bond revenues are included under state.

<sup>4</sup>Proposition 1B: Subtotal is a sum of funding for various programs funded under proposition 1B except for STIP Augmentation and SHOPP Augmentation

<sup>5</sup>Fund Estimate - Unprogrammed Capacity: Difference between Obligation Authority level and Apportionment level, these funds can not be used for programming projects

\*Note: STIP/SHOPP funding coming from prior STIP/SHOPP programs.

\*\*Note: Stim 2 funds were not federally approved

State of California

2008/09-2011/12 Federal Transportation Improvement Program

MPO:SHASTA

AMENDMENT # : 20

PROGRAMMED		(Dollars X 1,000)									
		2008/09		2009/10		2010/11		2011/12		CURRENT TOTAL	
		Previous	Current	Previous	Current	Previous	Current	Previous	Current		
LOCAL	Local Total	\$0	\$0	\$0	\$0	\$0	\$0	\$0	\$0	\$0	
REGIONAL *	Tolls	\$0	\$0	\$0	\$0	\$0	\$0	\$0	\$0	\$0	
	- Bridge	\$0	\$0	\$0	\$0	\$0	\$0	\$0	\$0	\$0	
	- Corridor	\$0	\$0	\$0	\$0	\$0	\$0	\$0	\$0	\$0	
	Regional Transit Fares/Measures	\$0	\$0	\$0	\$0	\$0	\$0	\$0	\$0	\$0	
	Regional Sales Tax	\$0	\$0	\$0	\$0	\$0	\$0	\$0	\$0	\$0	
	Regional Bond Revenue	\$0	\$0	\$0	\$0	\$0	\$0	\$0	\$0	\$0	
	Regional Gas Tax	\$0	\$0	\$0	\$0	\$0	\$0	\$0	\$0	\$0	
	Vehicle Registration Fees (CARB Fees, SAFE)	\$0	\$0	\$0	\$0	\$0	\$0	\$0	\$0	\$0	
	Other (City Funds/Private Funds/LTF)	\$4,652	\$4,652	\$10,630	\$10,630	\$713	\$713	\$530	\$530	\$16,525	
	<b>Regional Total</b>	<b>\$4,652</b>	<b>\$4,652</b>	<b>\$10,630</b>	<b>\$10,630</b>	<b>\$713</b>	<b>\$713</b>	<b>\$530</b>	<b>\$530</b>	<b>\$16,525</b>	
STATE	State Highway Operations and Protection Program (SHOPP)	\$273,290	\$273,290	\$12,758	\$13,491	\$99,617	\$92,668	\$30,313	\$30,313	\$409,762	
	SHOPP (Including Augmentation)	\$273,290	\$273,290	\$12,758	\$13,491	\$99,617	\$92,668	\$30,313	\$30,313	\$409,762	
	SHOPP Prior	\$0	\$0	\$0	\$0	\$0	\$0	\$0	\$0	\$0	
	State Transportation Improvement Program (STIP)	\$3,071	\$3,071	\$22,902	\$22,902	\$224	\$224	\$1,738	\$1,738	\$27,935	
	STIP (Including Augmentation)	\$3,071	\$3,071	\$22,902	\$22,902	\$224	\$224	\$1,738	\$1,738	\$27,935	
	STIP Prior	\$0	\$0	\$0	\$0	\$0	\$0	\$0	\$0	\$0	
	Proposition 1 B <sup>4</sup>	\$0	\$0	\$0	\$0	\$0	\$0	\$0	\$0	\$0	
	Emergency Repair - State	\$100	\$100	\$100	\$100	\$100	\$100	\$100	\$100	\$400	
	Traffic Congestion Relief Program	\$0	\$0	\$0	\$0	\$0	\$0	\$0	\$0	\$0	
	State Transit Assistance (STA) (e.g., population/revenue based, Prop 42)	\$0	\$0	\$0	\$0	\$0	\$0	\$0	\$0	\$0	
	Other (STATE CASH-SHOPP)	\$37,164	\$37,164	\$1,650	\$1,650	\$6,259	\$6,259	\$4,276	\$4,276	\$49,349	
	<b>State Total</b>	<b>\$313,625</b>	<b>\$313,625</b>	<b>\$37,410</b>	<b>\$38,143</b>	<b>\$106,200</b>	<b>\$99,251</b>	<b>\$36,427</b>	<b>\$36,427</b>	<b>\$487,445</b>	
	FEDERAL TRANSIT	Bus and Bus Related Grants (5309c)	\$0	\$0	\$0	\$0	\$0	\$0	\$0	\$0	\$0
		Clean Fuel Formula Program (5308)	\$0	\$0	\$0	\$0	\$0	\$0	\$0	\$0	\$0
Elderly & Persons with Disabilities Formula Program (5310)		\$756	\$756	\$500	\$500	\$500	\$500	\$500	\$500	\$2,256	
Fixed Guideway Modernization (5309a)		\$0	\$0	\$0	\$0	\$0	\$0	\$0	\$0	\$0	
Intercity Bus (5311f)		\$0	\$0	\$0	\$0	\$0	\$0	\$0	\$0	\$0	
Job Access and Reverse Commute Program (5316)		\$0	\$0	\$0	\$0	\$0	\$0	\$0	\$0	\$0	
Metropolitan Planning (5303)		\$0	\$0	\$0	\$0	\$0	\$0	\$0	\$0	\$0	
New and Small Starts (Capital Investment Grants) (5309b)		\$0	\$0	\$0	\$0	\$0	\$0	\$0	\$0	\$0	
New Freedom (SAFETEA-LU)		\$0	\$0	\$0	\$0	\$0	\$0	\$0	\$0	\$0	
Nonurbanized Area Formula Program (5311)		\$250	\$250	\$250	\$250	\$250	\$250	\$250	\$250	\$1,000	
Public Transportation on Indian Reservation (5311c)		\$0	\$0	\$0	\$0	\$0	\$0	\$0	\$0	\$0	
Transit in the Parks (5320)		\$0	\$0	\$0	\$0	\$0	\$0	\$0	\$0	\$0	
Urbanized Area Formula Program (5307)		\$2,088	\$2,088	\$2,228	\$2,228	\$1,631	\$1,631	\$807	\$807	\$6,754	
ARRA - FTA 5307		\$1,671	\$1,671	\$0	\$0	\$0	\$0	\$0	\$0	\$1,671	
ARRA - FTA 5309		\$0	\$0	\$0	\$0	\$0	\$0	\$0	\$0	\$0	
ARRA - FTA 5311		\$408	\$408	\$0	\$0	\$0	\$0	\$0	\$0	\$408	
STIM 2 **	\$0	\$0	\$0	\$0	\$0	\$0	\$0	\$0	\$0		
Other (Trans Devel Act - Transit)	\$5,462	\$5,462	\$5,470	\$5,470	\$5,219	\$5,219	\$5,115	\$5,115	\$21,268		
<b>Federal Transit Total</b>	<b>\$10,635</b>	<b>\$10,635</b>	<b>\$8,448</b>	<b>\$8,448</b>	<b>\$7,600</b>	<b>\$7,600</b>	<b>\$6,672</b>	<b>\$6,672</b>	<b>\$33,355</b>		

State of California

2008/09-2011/12 Federal Transportation Improvement Program

MPO:SHASTA

AMENDMENT # : 20

PROGRAMMED		(Dollars X 1,000)								
		2008/09		2009/10		2010/11		2011/12		CURRENT TOTAL
		Previous	Current	Previous	Current	Previous	Current	Previous	Current	
FEDERAL HIGHWAY	<b>Federal Highway Non-Discretionary</b>									
	Congestion Mitigation and Air Quality (CMAQ)	\$0	\$0	\$0	\$0	\$0	\$0	\$0	\$0	\$0
	Surface Transportation Program (Regional)	\$0	\$0	\$0	\$0	\$0	\$0	\$0	\$0	\$0
	Highway Bridge Program (HBP)	\$638	\$638	\$2,847	\$2,547	\$2,988	\$2,988	\$230	\$230	\$8,403
	Highway Safety Improvement Program (HSIP)	\$1,140	\$1,653	\$1,705	\$418			\$0	\$0	\$2,071
	Railway (Section 130)	\$1,643	\$1,643	\$0	\$0	\$0	\$0	\$0	\$0	\$1,643
	Safe Routes to School (SRTS) (SAFETEA-LU)	\$1,073	\$1,073	\$0	\$0	\$623	\$623	\$0	\$0	\$1,696
	Safe Routes to School (SR2S)	\$0	\$0	\$0	\$0	\$0	\$0	\$0	\$0	\$0
	Transportation Improvements (TI)	\$0	\$0	\$0	\$0	\$0	\$0	\$0	\$0	\$0
	Federal Lands Highway	\$0	\$0	\$0	\$0	\$0	\$0	\$0	\$0	\$0
	ARRA - SHOPP	\$6,600	\$6,600	\$0	\$0	\$0	\$0	\$0	\$0	\$6,600
	ARRA - STP	\$3,649	\$3,649	\$104	\$104	\$0	\$0	\$0	\$0	\$3,753
	ARRA - Highway Maintenance (HM)	\$0	\$0	\$0	\$0	\$10,890	\$10,890	\$0	\$0	\$10,890
	ARRA - TE (and ARRA - STE)	\$680	\$680	\$0	\$0	\$0	\$0	\$0	\$0	\$680
	ARRA - RSTP	\$0	\$0	\$3,494	\$3,494	\$0	\$0	\$0	\$0	\$3,494
	ARRA - Federal Lands Highway	\$8,978	\$8,978	\$400	\$400	\$0	\$0	\$0	\$0	\$9,378
	STIM 2 **									\$0
	Other (Please specify)	\$0	\$0	\$0	\$0	\$0	\$0	\$0	\$0	\$0
	<b>Subtotal</b>	<b>\$24,401</b>	<b>\$24,914</b>	<b>\$8,350</b>	<b>\$8,983</b>	<b>\$14,501</b>	<b>\$14,501</b>	<b>\$230</b>	<b>\$230</b>	<b>\$46,608</b>
	<b>Federal Highway Discretionary Programs</b>									
	Bridge Discretionary Program	\$0	\$0	\$0	\$0	\$0	\$0	\$0	\$0	\$0
	Corridor Infrastructure Improvement Program (SAFETEA-LU Sec. 1302)	\$0	\$0	\$0	\$0	\$0	\$0	\$0	\$0	\$0
	Coordinated Border Infrastructure (SAFETEA-LU Sec.1303)	\$0	\$0	\$0	\$0	\$0	\$0	\$0	\$0	\$0
	Ferry Boat Discretionary	\$0	\$0	\$0	\$0	\$0	\$0	\$0	\$0	\$0
	High Priority Projects (HPP)	\$0	\$0	\$0	\$0	\$0	\$0	\$0	\$0	\$0
	High Risk Rural Road (HRRR)	\$900	\$900	\$2,583	\$2,583	\$0	\$0	\$0	\$0	\$3,483
	National Scenic Byways Program	\$45	\$45	\$40	\$40	\$0	\$0	\$0	\$0	\$85
	Projects of National/Regional Significance (SAFETEA-LU Sec. 1301)	\$0	\$0	\$0	\$0	\$0	\$0	\$0	\$0	\$0
	Public Lands Highway Discretionary	\$0	\$0	\$0	\$0	\$0	\$0	\$0	\$0	\$0
	Recreational Trails	\$0	\$0	\$0	\$0	\$0	\$0	\$0	\$0	\$0
	Transportation and Community and System Preservation Program	\$0	\$0	\$0	\$0	\$0	\$0	\$0	\$0	\$0
	Other (local match to scenic byways program)	\$11	\$11	\$10	\$10	\$0	\$0	\$0	\$0	\$21
<b>Subtotal</b>	<b>\$956</b>	<b>\$956</b>	<b>\$2,633</b>	<b>\$2,633</b>	<b>\$0</b>	<b>\$0</b>	<b>\$0</b>	<b>\$0</b>	<b>\$3,589</b>	
<b>Federal Highway Total</b>	<b>\$25,357</b>	<b>\$25,870</b>	<b>\$10,983</b>	<b>\$9,596</b>	<b>\$14,501</b>	<b>\$14,501</b>	<b>\$230</b>	<b>\$230</b>	<b>\$50,197</b>	
<b>FEDERAL TOTAL<sup>2</sup></b>	<b>\$35,992</b>	<b>\$36,505</b>	<b>\$19,431</b>	<b>\$18,044</b>	<b>\$22,101</b>	<b>\$22,101</b>	<b>\$6,902</b>	<b>\$6,902</b>	<b>\$83,552</b>	
INNOVATIVE FINANCE <sup>3</sup>	TIFIA (Transportation Infrastructure Finance and Innovation Act)	\$0	\$0	\$0	\$0	\$0	\$0	\$0	\$0	\$0
	State Infrastructure Bank	\$0	\$0	\$0	\$0	\$0	\$0	\$0	\$0	\$0
	Section 129 Loans	\$0	\$0	\$0	\$0	\$0	\$0	\$0	\$0	\$0
	Rail Rehab & Improvement Financing	\$0	\$0	\$0	\$0	\$0	\$0	\$0	\$0	\$0
	Private Activity Bonds	\$0	\$0	\$0	\$0	\$0	\$0	\$0	\$0	\$0
	Private Concession Fees	\$0	\$0	\$0	\$0	\$0	\$0	\$0	\$0	\$0
	Private Donations	\$131	\$131	\$125	\$125	\$125	\$125	\$125	\$125	\$506
	Program Income (from a federal project)	\$0	\$0	\$0	\$0	\$0	\$0	\$0	\$0	\$0
	Other (Please specify)	\$0	\$0	\$0	\$0	\$0	\$0	\$0	\$0	\$0
	<b>Innovative Financing Total</b>	<b>\$131</b>	<b>\$131</b>	<b>\$125</b>	<b>\$125</b>	<b>\$125</b>	<b>\$125</b>	<b>\$125</b>	<b>\$125</b>	<b>\$506</b>
<b>PROGRAMMED TOTAL</b>	<b>\$354,400</b>	<b>\$354,913</b>	<b>\$67,596</b>	<b>\$66,942</b>	<b>\$129,139</b>	<b>\$122,190</b>	<b>\$43,984</b>	<b>\$43,984</b>	<b>\$588,029</b>	

Per "By fund type" report from CTIPS

NOTES:

<sup>1</sup>Regional: Some MPOs may not have regional fund sources. In these cases, data would be shown as "zero" or not applicable.

<sup>2</sup>Federal Total: Is the sum of federal highway and federal transit programs.

<sup>3</sup>Innovative Finance: Toll revenues have been included under local and regional while GARVEE bond revenues are included under state.

<sup>4</sup>Proposition 1B: Subtotal is a sum of funding for various programs funded under proposition 1B except for STIP Augmentation and SHOPP Augmentation

\*\*Note: Stim 2 funds were not federally approved



**State of California**  
**2008/09-2011/12 Federal Transportation Improvement Program**  
**MPO: SHASTA**  
**AMENDMENT #: 20**

REVENUE Vs. PROGRAMMED		(Dollars X 1,000)								
		2008/09		2009/10		2010/11		2011/12		CURRENT TOTAL
		Previous	Current	Previous	Current	Previous	Current	Previous	Current	
<b>FEDERAL HIGHWAY</b>	<b>Federal Highway Non-Discretionary</b>									
	Congestion Mitigation and Air Quality (CMAQ)	\$0	\$0	\$0	\$0	\$0	\$0	\$0	\$0	\$0
	Surface Transportation Program (Regional)	\$0	\$0	\$0	\$0	\$0	\$0	\$0	\$0	\$0
	Highway Bridge Program (HBP)	\$0	\$0	\$0	\$0	\$0	\$0	\$0	\$0	\$0
	Highway Safety Improvement Program (HSIP)	\$0	\$0	\$0	\$0	\$0	\$0	\$0	\$0	\$0
	Railway (Section 130)	\$0	\$0	\$0	\$0	\$0	\$0	\$0	\$0	\$0
	Safe Routes to School (SRTS) (SAFETEA-LU)	\$0	\$0	\$0	\$0	\$0	\$0	\$0	\$0	\$0
	Safe Routes to School (SR2S)	\$0	\$0	\$0	\$0	\$0	\$0	\$0	\$0	\$0
	Transportation Improvements (TI)	\$0	\$0	\$0	\$0	\$0	\$0	\$0	\$0	\$0
	Federal Lands Highway	\$0	\$0	\$0	\$0	\$0	\$0	\$0	\$0	\$0
	ARRA - SHOPP	\$0	\$0	\$0	\$0	\$0	\$0	\$0	\$0	\$0
	ARRA - STP	\$0	\$0	\$0	\$0	\$0	\$0	\$0	\$0	\$0
	ARRA - Highway Maintenance (HM)	\$0	\$0	\$0	\$0	\$0	\$0	\$0	\$0	\$0
	ARRA - TE (ARRA - STE)	\$0	\$0	\$0	\$0	\$0	\$0	\$0	\$0	\$0
	ARRA - RSTP	\$0	\$0	\$0	\$0	\$0	\$0	\$0	\$0	\$0
	ARRA - Federal Lands Highway	\$0	\$0	\$0	\$0	\$0	\$0	\$0	\$0	\$0
	STIM 2 **	\$0	\$0	\$0	\$0	\$0	\$0	\$0	\$0	\$0
	Other (Please specify)	\$0	\$0	\$0	\$0	\$0	\$0	\$0	\$0	\$0
	<b>Subtotal</b>	<b>\$0</b>	<b>\$0</b>	<b>\$0</b>	<b>\$0</b>	<b>\$0</b>	<b>\$0</b>	<b>\$0</b>	<b>\$0</b>	<b>\$0</b>
	<b>Federal Highway Discretionary Programs</b>									
	Bridge Discretionary Program	\$0	\$0	\$0	\$0	\$0	\$0	\$0	\$0	\$0
	Corridor Infrastructure Improvement Program (SAFETEA-LU Sec. 1302)	\$0	\$0	\$0	\$0	\$0	\$0	\$0	\$0	\$0
	Coordinated Border Infrastructure (SAFETEA-LU Sec. 1303)	\$0	\$0	\$0	\$0	\$0	\$0	\$0	\$0	\$0
	Ferry Boat Discretionary	\$0	\$0	\$0	\$0	\$0	\$0	\$0	\$0	\$0
	High Priority Projects (HPP)	\$0	\$0	\$0	\$0	\$0	\$0	\$0	\$0	\$0
High Risk Rural Road (HRRR)	\$0	\$0	\$0	\$0	\$0	\$0	\$0	\$0	\$0	
National Scenic Byways Program	\$0	\$0	\$0	\$0	\$0	\$0	\$0	\$0	\$0	
Projects of National/Regional Significance (SAFETEA-LU Sec. 1301)	\$0	\$0	\$0	\$0	\$0	\$0	\$0	\$0	\$0	
Public Lands Highway Discretionary	\$0	\$0	\$0	\$0	\$0	\$0	\$0	\$0	\$0	
Recreational Trails	\$0	\$0	\$0	\$0	\$0	\$0	\$0	\$0	\$0	
Transportation and Community and System Preservation Program	\$0	\$0	\$0	\$0	\$0	\$0	\$0	\$0	\$0	
Other (Please Specify)	\$0	\$0	\$0	\$0	\$0	\$0	\$0	\$0	\$0	
<b>Subtotal</b>	<b>\$0</b>	<b>\$0</b>	<b>\$0</b>	<b>\$0</b>	<b>\$0</b>	<b>\$0</b>	<b>\$0</b>	<b>\$0</b>	<b>\$0</b>	
<b>Federal Highway Total</b>	<b>\$0</b>	<b>\$0</b>	<b>\$0</b>	<b>\$0</b>	<b>\$0</b>	<b>\$0</b>	<b>\$0</b>	<b>\$0</b>	<b>\$0</b>	
<b>FEDERAL TOTAL<sup>1</sup></b>	<b>\$0</b>	<b>\$0</b>	<b>\$0</b>	<b>\$0</b>	<b>\$0</b>	<b>\$0</b>	<b>\$0</b>	<b>\$0</b>	<b>\$0</b>	
<b>INNOVATIVE FINANCE<sup>2</sup></b>	TIFIA (Transportation Infrastructure Finance and Innovation Act)	\$0	\$0	\$0	\$0	\$0	\$0	\$0	\$0	\$0
	State Infrastructure Bank	\$0	\$0	\$0	\$0	\$0	\$0	\$0	\$0	\$0
	Section 129 Loans	\$0	\$0	\$0	\$0	\$0	\$0	\$0	\$0	\$0
	Rail Rehab & Improvement Financing	\$0	\$0	\$0	\$0	\$0	\$0	\$0	\$0	\$0
	Private Activity Bonds	\$0	\$0	\$0	\$0	\$0	\$0	\$0	\$0	\$0
	Private Concession Fees	\$0	\$0	\$0	\$0	\$0	\$0	\$0	\$0	\$0
	Private Donations	\$0	\$0	\$0	\$0	\$0	\$0	\$0	\$0	\$0
	Program Income (from a federal project)	\$0	\$0	\$0	\$0	\$0	\$0	\$0	\$0	\$0
	Other (Please specify)	\$0	\$0	\$0	\$0	\$0	\$0	\$0	\$0	\$0
	<b>Innovative Financing Total</b>	<b>\$0</b>	<b>\$0</b>	<b>\$0</b>	<b>\$0</b>	<b>\$0</b>	<b>\$0</b>	<b>\$0</b>	<b>\$0</b>	<b>\$0</b>

**NOTES:**  
<sup>1</sup>Regional: Some MPOs may not have regional fund sources. In these cases, data would be shown as "zero" or not applicable.  
<sup>2</sup>Federal Total: Is the sum of federal highway and federal transit programs.  
<sup>1</sup>Innovative Finance: Toll revenues have been included under local and regional while GARVEE bond revenues are included under state.  
<sup>1</sup>Proposition 1B: Subtotal is a sum of funding for various programs funded under proposition 1B except for STIP Augmentation and SHOPP Augmentation  
<sup>\*\*</sup>Note: Stim 2 funds were not federally approved

Shasta RTPA Mobility Lump Sum Project Listing 2009 FSTIP										
CTIPS No TBD										
EA	PE	R/W	CONSTRUCTION	FY				TOTAL		
				08/09	09/10	10/11	11/12			
0C590	\$950	\$438	\$8,703			\$10,091		\$10,091		
3C000	\$4,658	\$534	\$11,818		\$17,010			\$17,010		
Totals	\$4,658	\$534	\$11,818	\$0	\$17,010	\$10,091	\$0	\$27,101		
		Fund Type	SHOPP AC	\$0	\$15,059	\$8,934	\$0	\$23,993		
			State Cash	\$0	\$1,951	\$1,157	\$0	\$3,108		
			Totals	\$0	\$17,010	\$10,091	\$0	\$27,101		
Comments to add to CTIPS										
Add Project										
02-0C590										
The purpose of this project is to improve District 2 Interstate 5 operations by improving traffic monitoring, incident detection, and en-route traveler information capabilities for traffic within the greater Redding area and some key points approaching the Redding area.										
Purpose/Need:										
Performance Measure:										
5 Field Elements										
EA 02-3C000 will be funded in FY 9/10. This is to match funding to the allocation year.										



**DEPARTMENT OF TRANSPORTATION**  
DIVISION OF TRANSPORTATION PROGRAMMING  
1120 N STREET M.S.82  
P. O. BOX 942873  
SACRAMENTO, CA 94273-0001  
PHONE (916) 654-4013  
FAX (916) 654-2738  
TTY 711



*Flex your power!  
Be energy efficient!*

May 17, 2010

Mr. Walter C. Waidelich Jr.  
Division Administrator  
Federal Highway Administration  
650 Capitol Mall, Suite 4-100  
Sacramento, CA 95814

Mr. Leslie T. Rogers  
Regional Administrator  
Federal Transit Administration  
201 Mission Street, Suite 1650  
San Francisco, CA 94105

Attention: Ms. Sue Kiser

Attention: Mr. Ray Sukys

Dear Ms. Kiser and Mr. Sukys:

The California Department of Transportation has completed the review of the following amendment to the Shasta County Regional Transportation Planning Agency (Shasta RTPA) 2008/09-2011/12 Federal Transportation Improvement Program (FTIP):

<u>No.</u>	<u>Description</u>
20	<b>Federal, Local, and State Element</b> <ul style="list-style-type: none"><li>This amendment programs additional funding to the State Highway Operation and Protection Program Lump Sum.</li></ul>

See enclosure.

Shasta RTPA has certified that the amendment is financially constrained and meets the requirements of public involvement procedures adopted by Shasta RTPA.


Pursuant to the authority delegated to me, I approve Shasta RTPA's Amendment No. 20. I also recommend that the Federal Highway Administration and the Federal Transit Administration approve this FTIP amendment for inclusion into California's 2009 Federal Statewide Transportation Improvement Program (FSTIP). Projects included in this FTIP amendment, in fiscal years not within the four-year cycle of the current FSTIP, are not approved as part of this FTIP amendment and are shown for information only.

Approval of this amendment does not constitute an eligibility determination of projects for federal funding.

Mr. Walter C. Waidelich Jr./Mr. Leslie T. Rogers  
May 17, 2010  
Page 2

Please address any questions on this FSTIP approval request to Jody Tian of my staff, at (916) 654-2853.

Sincerely,

A handwritten signature in black ink, appearing to read 'Rachel Falsetti', with a large, stylized flourish at the end.

RACHEL FALSETTI  
Chief  
Division of Transportation Programming

Enclosures

- c: Lisa Hanf, EPA Office of Air Planning (w/enclosure)
- Karina O'Connor, EPA Office of Air Planning (w/enclosure)
- Wade Hobbs, FHWA
- Michael Morris, FHWA
- Ted Matley, FTA
- Dan Little, Shasta RTPA
- Thomas Hays, Shasta RTPA



U.S. Department  
of Transportation  
**Federal Highway  
Administration**

**Federal Highway Administration  
California Division**

650 Capitol Mall, Suite 4-100  
Sacramento, CA 95814  
(916) 498-5001  
(916) 498-5008 (fax)

June 1, 2010

In Reply Refer To:  
HDA-CA

Ms. Cindy McKim, Director  
California Department of Transportation  
1120 N Street  
Sacramento, CA 95814

Attention: Federal Resources Office, M.S. 82  
For Rachel Falsetti, Division of Transportation Programming

Dear Mr. Kempton:

SUBJECT: SHASTA MPO 2008/09 FTIP/FSTIP AMENDMENT NO. 20

We have completed our review of Amendment No. 20 to the Shasta County Regional Transportation Planning Agency's (SCRTPA's) 2008/09 Federal Transportation Improvement Program (FTIP) that was submitted by your letter dated May 17, 2010. The amendment, adopted by the SCRTPA Board by resolution No. 10-05 on April 27, 2010, modifies the grouped project listings for State Highway Operations and Protection Program (SHOPP) mobility and roadway preservation projects.


Pursuant to the July 15, 2004, Memorandum of Understanding between the Federal Highway Administration, California Division, and the Federal Transit Administration, Region IX, we accept the proposed modifications to the 2008/09 – 2011/12 FSTIP for the Shasta Metropolitan Planning Organization (MPO) region in accordance with the Final Rule on Statewide and Metropolitan Transportation Planning that was published in the February 14, 2007, Federal Register. We find that the Shasta MPO's 2008/09 FTIP, through Amendment No. 20, was developed through a continuing, cooperative and comprehensive transportation planning process carried out in accordance with the metropolitan planning provisions of 23 U.S.C. 134, and 49 U.S.C. Chapter 53 as amended by Section 6001 of Public Law 109-59, the Safe, Accountable, Flexible, Efficient Transportation Equity Act: A Legacy for Users (SAFETEA-LU).

The change proposed to the Federal Statewide Transportation Improvement Program (FSTIP) by this FTIP amendment is for projects listed in an area of the State of California that is designated as attainment or unclassified for Federal air quality standards, and, as a consequence, is not subject to the requirement that an air quality conformity determination be made.



If you have questions or need additional information concerning our approval of this FSTIP amendment, please contact Wade Hobbs of the FHWA California Division office at (916) 498-5027, or by email at [wade.hobbs@dot.gov](mailto:wade.hobbs@dot.gov).

Sincerely,

A handwritten signature in cursive script, appearing to read "Wade Hobbs".

For  
Vincent Mammano  
Acting Division Administrator

cc: (email).

Ted Matley, FTA region IX

Jody Tian, Caltrans Programming

Fardad Falakfarsa, Caltrans Federal Resources Office

Thomas Hays, Shasta County RTPA

Dan Little, Shasta County RTPA

cc: (other)

SHASTA MPO 2008 FTIP Binder

WEH/